



MUNGER virtual VBS

mungerplace.org/vbs

DAY 1: LIGHT PSALMY SONGS



THIS LITTLE LIGHT OF MINE

This little light of mine I'm gonna let it shine
Everywhere I go, I'm gonna let it shine
Jesus is the light, I'm gonna let Him shine

I will stomp my feet, and
I will clap my hands and shout, shout
I will run around, and I'll jump off the
ground and shout shout

SEEK YE FIRST

Seek ye first the kingdom of God
And His righteousness
And all you need will be added unto you

I SAW THE LIGHT

I wandered so aimless life filled with sin
I wouldn't let my dear savior in
Then Jesus came like a stranger in the night
Praise the Lord I saw the light.

I saw the light I saw the light
No more in darkness no more at night
Now I'm so happy no sorrow in sight
Praise the Lord I saw the light.

Just like a blind man I wandered along
Worries and fears I claimed for my own
Then like the blind man that God gave back
his sight Praise the Lord I saw the light.

I was a fool to wander and stray
For straight is the gate and narrow the way
Now I have traded the wrong for
the right Praise the Lord I saw the light.

ANGEL ARMIES

You hear me when I call,
You are my morning song
Though darkness fills the night,
It cannot hide the light
Whom shall I fear
You crush the enemy, Underneath my feet
You are my sword and shield,
Though troubles linger still
Whom shall I fear

I know who goes before me,
I know who stands be - hind
The God of angel armies,
Is always by my side
The One who reigns forever,
He is a friend of mine
The God of angel armies,
Is always by my side

My strength is in Your name,
For You alone can save
You will deliver me, Yours is the victory
Whom shall I fear, Whom shall I fear

And nothing formed against me shall stand
You hold the whole world in Your hands
I'm holding on to Your promises
You are faithful, You are faithful,
You are faithful



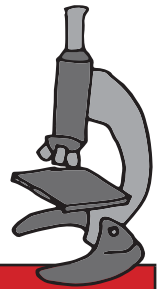
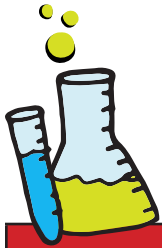
MUNGER virtual VBS

mungerplace.org/vbs

DAY 1: LIGHT

PSALMS W/A SCIENTIST

LIGHT AND SURFACES DATA TABLE



SURFACE	Was it SHINY (lots of light bounces back) or DULL (not much light bounces back)?	Was it SMOOTH or BUMPY ?

WERE THE SHINY SURFACES SMOOTH OR BUMPY? _____

WERE THE DULL SURFACES SMOOTH OR BUMPY? _____



MUNGER virtual VBS

mungerplace.org/vbs

DAY 1: LIGHT

OUR CREATOR'S CREATION



Questions? Ask Ms Denisa denisao@mungerplace.org

Please email your creations to denisao@mungerplace.org or post them on social media with #mungervbs2020

**All art done by a 5 year old and an 8 year old, who completed each day with minimum supervision. Thank you C&A for all your help!*

LIGHT SWITCH COVER


MATERIALS: Paper (1 sheet of white), markers, scissors, scotch tape (measuring tape optional), decorative items optional (glitter glue, stickers, gems, etc.)

STEP 1 – measure or trace your light switch. Transfer on paper.



STEP 4 – tape over a light switch in your room

STEP 2 – cut out the switch cover




STEP 3 – decorate



I CAN BE A LIGHT

MATERIALS: Construction paper (1 sheet of blue and 2 sheets of yellow), scissors, glue and markers

STEP 1 – trace and cut out the middle circle



STEP 2 –cut up sunray strips



STEP 3 & 4 – write how you can be a light in the world on each sunray and then assemble by gluing onto blue paper

